





BROCHURE
FDM

F900

Meet production demands with the Stratasys® F900® 3D printer.

Increase throughput, reach production goals and create large or small parts in the broadest array of FDM® materials on the market – all with the factory-ready F900 3D printer.

F900 is the benchmark in large-scale industrial FDM printing for demanding additive manufacturing applications.





Built for Large-Scale Manufacturing

Trusted by global industry leaders in manufacturing, the high-performance F900 3D printer is an industry standard for reliable, accurate 3D printing. And whether you're printing a full tray of complex parts or one large part, the F900 delivers accurate results, every time.

Large build volume.

With the largest build chamber available among Stratasys FDM printers, the F900 enables additive manufacturing at scale while delivering consistent, repeatable results.

Application versatility.

The F900 offers over 25 Stratasys Preferred and Validated Materials making it well suited for a broad variety of manufacturing applications including functional prototyping, end-use parts and production tooling. Soluble support with some of these materials also makes it possible to produce complex geometries and consolidate multi-part designs in a single print operation.

Industry-leading performance.

High-Strength Material Capability

Stratasys FDM technology is the standard in carbon fiber printing for tools and end-use parts that demand high strength and stiffness. FDM Nylon 12CF (carbon fiber) printed on the F900 offers superior mechanical properties, with an ultimate tensile strength exceeding 10,000 psi. And with a measured production variance of less than 5%, the F900 delivers these properties print after print.¹

Production Throughput

The ability to achieve consistent build results across the entire F900 build plate lets you use the entire build area, to maximize productivity and throughput. Combined with the F900's 92% print success rate, you gain the reliable performance needed to attain your production goals on schedule.¹

To provide extended print operations, the F900 can be paired with the optional Fortus FDC™ material delivery and drying cabinet that pairs with the F900 to extend printing times. This add-on feature can deliver up to 500 ci of model material. The cabinet also dries the spools of filament and maintains the environment so that moisture is never a concern - even when printing with moisture sensitive materials.

The larger volume of material on the spools coupled with the drying capability improve reliability, print performance, uptime, and can reduce labor required to reload material. For customers manufacturing end components or production support tooling where uptime and reliability of the printer is integral to their business and workflow, the Fortus FDC™ adds flexibility in production schedules and expands the application space.

Near-Isotropic Parts

Parts printed on the F900 exhibit more than 80% strength in the vertical (ZX) plane compared with in-plane (XZ) performance for certain materials.^{1,2} This gives you greater flexibility to orient the part in the build chamber for optimal print results while achieving more consistent mechanical properties throughout the part.

Unmatched Consistency

The F900 provides unequalled consistency when it comes to part properties. Tests on the ultimate tensile strength of ASA material across multiple F900s in all areas of the build platform demonstrate a variance of less than 6%.¹ You get consistent, repeatable results, from the first part to the last.

Unwavering Precision

Along with repeatable print results, the F900 produces parts with the highest dimensional accuracy and precision in the industry. This has been demonstrated by tests performed on multiple printers and numerous builds over months of print operations.¹ When you need reliable print performance that meets your tolerance specifications, the F900 delivers.

Expediting Post-Processing Workflows

The F900 offers a software enabled print mode while printing ULTEM™ 9085 called CoatReady™. This feature was engineered for the F900 to optimize surface quality and reduce downstream finishing work. It produces smoother part surfaces that require significantly less sanding and fewer priming cycles prior to painting. This reduction in manual post-processing translates into measurable labor savings, shortened production timelines, and greater overall throughput - making it a powerful tool for streamlining finishing workflows and boosting operational efficiency.

¹ Stratasys 2020 Repeatability and Reliability study for F370, Fortus 450mc and F900 printers.

² Results are based on tests using ASA material. Test coupons were printed on multiple printers across the build platen. High-performance thermoplastics like FDM Nylon 12CF and ULTEM™ resins provide a lower (approximately 50%) Z-strength in comparison to XZ due to factors such as carbon fiber alignment and thermal bonding.



Simplify your factory workflow.

Companies embracing Industry 4.0 concepts of automation, on-demand manufacturing and data safeguards need connected 3D printing solutions that securely integrate with their smart factory infrastructure. The F900 uses Stratasys ProtectAM™ technology to provide a variety of secure connectivity solutions, including STIG compliance that satisfies U.S. government DOD requirements.

To help you manage your printing projects more efficiently, the F900 comes with integrated GrabCAD Print™ (there is also an option to upgrade to GrabCAD Print Pro™) and Insight™ software. GrabCAD Print supports changes that can be made directly to inserts and self-supporting holes. Geometry-targeted tools and advanced 3D slicer software reduces weight and material without compromising part strength.

The upgraded version of the standard software, GrabCAD Print Pro, is a comprehensive solution which includes labeling for traceability, automation, templates, part cost estimation, a sustainability calculator, and automatic model correct. This is optimal for process-controlled environments which require high-performance end-use parts or prototypes.

With Insight, you can fine-tune part performance and material use for greater cost efficiency. The F900 is also compatible with GrabCAD® Streamline Pro™ and other Software Partner solutions to help manage the full 3D printing workflow.


OpenAM

OpenAM™ software lets users alter print parameters to optimize material capabilities and print results. This allows you to tailor a material's performance to meet specific application needs or part properties.


OpenAM works with all three Stratasys material tiers. You can develop your own unique materials or optimize a Stratasys Preferred or Stratasys Validated Material to meet your specific design requirements.

OpenAM software is accessible through a separately purchased OpenAM License.





strataSYS | F900





Get global service and support.

To help eliminate production downtime, our support team offers priority service, quick response times, fast delivery of replacement parts and scheduled preventative maintenance. We also provide expert technical training, predictable maintenance expenditures for easy budgeting, and scheduled software and hardware updates – giving you access to the most recent developments.





Product Specifications

Stratasys Preferred Materials

Material	Layer Thickness					Support Structure	Available Colors
	0.127 mm (0.005 in.)	0.178 mm (0.007 in.)	0.254 mm (0.010 in.)	0.330 mm (0.013 in.)	0.508 mm (0.020 in.)		
ABS-ESD7™	○	●	●	○	○	Soluble	■ Black
ABS-M30™	○	●	●	●	○	Soluble	■ Ivory □ White ■ Black ■ Red ■ Blue ■ Dark Gray
ABS-M30i™	○	●	●	●	○	Soluble	■ Ivory
Antero® 800NA	○	○	●	○	○	Breakaway	■ Natural
Antero 840CN03	○	○	●	○	○	Breakaway	■ Natural
ASA	●	●	●	●	●	Soluble	■ Black ■ Dark Gray ■ Light Gray □ White ■ Ivory ■ Dark Blue ■ Green ■ Yellow ■ Orange ■ Red
FDM® Nylon 6	○	○	●	●	○	Soluble	■ Black
FDM® Nylon 12	○	●	●	●	○	Soluble	■ Black
FDM® Nylon 12CF	○	○	●	○	●	Soluble	■ Black
PC	○	●	●	●	○	Breakaway, Soluble	□ White
PC-ABS	○	●	●	●	○	Soluble	■ Black
PC-ISO™	○	●	●	●	○	Breakaway	■ Translucent Natural □ White
PPSF	○	○	●	○	○	Breakaway	■ Tan
ST-130	○	○	○	●	○	Breakaway	■ Natural
ULTEM™ 9085 resin	○	○	●	●	●	Breakaway	■ Tan ■ Black
ULTEM™ 1010 resin	○	○	●	●	●	Breakaway	■ Natural
ULTEM™ 9085 resin CG	○	○	●	●	●	Breakaway	■ Tan
ULTEM™ 1010 resin CG	○	○	●	●	●	Breakaway	■ Natural



Product Specifications

Stratasys Validated Materials

Material	Layer Thickness			Support Structure	Available Colors
	0.178 mm (0.007 in.)	0.254 mm (0.010 in.)	0.330 mm (0.013 in.)		
FDM HIPS	○	●	○	Breakaway	■ Light Gray
Kimya PC-FR	○	●	○	Soluble	■ Light Gray
ULTEM® 9085 Resin (colors)	○	●	●	Breakaway	■ Red
	○	●	○	Breakaway	■ Jana White
	○	●	○	Breakaway	■ Dream Gray
	○	●	○	Breakaway	□ White 7362
	○	●	○	Breakaway	■ Gunship Gray
	○	●	●	Breakaway	■ Aircraft Gray
PC (colors)	○	●	○	Soluble	■ Red
PC-ABS (colors)	○	●	○	Soluble	■ Red
VICTREX AM™ 200 (PEEK)	○	●	○	Breakaway, Soluble	■ Natural
PC-ESD	○	●	○	Soluble	■ Black

Product Specifications

System Size and Weight	2,772 x 1,683 x 2,027 mm (109.1 x 66.3 x 79.8 in.); 2,869 kg (6,325 lbs.) With Manufacturing Light Tower: 2,772 x 1,683 x 2,281 mm (109.1 x 66.3 x 89.8 in.)
Build Envelope (XYZ)	914.4 x 609.6 x 914.4 mm (36 x 24 x 36 in.). Platen supports two build zones for either a small or large build sheet.
Achievable Accuracy	Parts are produced within an accuracy of +/- .089 mm or +/- .0015 mm per mm, whichever is greater (+/- .0035 in. or +/- .0015 in. per in., whichever is greater). Z part accuracy includes an additional tolerance of -0.000/+ slice height. Note: Accuracy is geometry-dependent. Achievable accuracy specification derived from statistical data at 95% dimensional yield.
Network Communication	10/100 base T connection. Ethernet protocol. Wired: TCP/IPV6 protocols.
Operator Attendance	Limited attendance for job start and stop required
Power Requirements	230 VAC (three phase) 50/60Hz, 40 Amp circuit
Additional Requirements	Compressed air required: 90-120 psi with a minimum flow of 20 CFM.
Regulatory Compliance	CE, cTUVus, RCM, EAC, FCC Part B
Software	All Fortus® systems include Insight and Control Center™ job processing and management software. Compatible with GrabCAD Print and GrabCAD Print Pro for use with part processing, job reports, scheduling and remote monitoring. U.S. government agency STIG compliance via Stratasys ProtectAM technology is powered by Red Hat® Enterprise Linux® software. OpenAM software is available through the purchase of an OpenAM License.
Operating System	Insight: Microsoft Windows 11, Microsoft Windows 10, or Microsoft Windows Server 2012 R2 GrabCAD Print, GrabCAD Print Pro, and OpenAM: Windows 10 and newer, Windows Server 2016 and newer. Only 64-bit versions of Windows are supported.

Ready to Ramp Up Production?

Learn more about the F900 3D printer at
Stratasys.com.



alphacam GmbH
Erlenwiesen 16
D-73614 Schorndorf
Tel.: +49 7181 9222-0
info@alphacam.de

alphacam austria GmbH
Handelskai 92, Gate1 / 2. OG / Top A
A-1200 Wien
Tel.: +43 1 3619 600-0
info@alphacam.at

alphacam swiss GmbH
Zürcherstrasse 14
CH-8400 Winterthur
Tel.: +41 52 26207-50
info@alphacam.ch



alphacam.de

[.at](http://alphacam.at)

[.ch](http://alphacam.ch)

stratasys.com

ISO 9001:2015

Certified

BROCHURE
FDM

© 2026 Stratasys. All rights reserved. Stratasys, the Stratasys Signet logo, FDM, F900, and Fortus are registered trademarks of Stratasys Inc. Fortus FDC, Insight, Control Center, GrabCAD Print, GrabCAD Print Pro, GrabCAD Shop, ProtectAM, ABS-ESD7, ABS-M30, ABS-M30i, FDM Nylon 6, FDM Nylon 12, FDM Nylon 12CF, PC-ISO, VICTREX AM 200, Antero 800NA and Antero 840CN03 are trademarks of Stratasys, Inc. 9085, 1010 and ULTEM™ are trademarks of SABIC, its affiliates or subsidiaries. VICTREX™, VICTREX AM™, LMPAEK™, and the Victrex logo are trademarks of Victrex Manufacturing Limited or one of its Group entities and are reproduced here with permission. Red Hat is a registered trademark of Red Hat, Inc. in the United States and other countries. All other trademarks are the property of their respective owners, and Stratasys assumes no responsibility with regard to the selection, performance, or use of these non-Stratasys products. Product specifications subject to change without notice. BR_FDM_F900_0426a

